

1-1-2006

# Electrostatic Active Radiation Shielding -- Revisited

John W. Wilson

Missouri University of Science and Technology, [jwilson@mst.edu](mailto:jwilson@mst.edu)

R. K. Tripathi

R. C. Youngquist

Follow this and additional works at: [http://scholarsmine.mst.edu/min\\_nuceng\\_facwork](http://scholarsmine.mst.edu/min_nuceng_facwork)



Part of the [Mining Engineering Commons](#)

---

## Recommended Citation

J. W. Wilson et al., "Electrostatic Active Radiation Shielding -- Revisited," *Proceedings of the IEEE Aerospace Conference, 2006*, Institute of Electrical and Electronics Engineers (IEEE), Jan 2006.

The definitive version is available at <https://doi.org/10.1109/AERO.2006.1655760>

This Article - Conference proceedings is brought to you for free and open access by Scholars' Mine. It has been accepted for inclusion in Mining and Nuclear Engineering Faculty Research & Creative Works by an authorized administrator of Scholars' Mine. This work is protected by U. S. Copyright Law. Unauthorized use including reproduction for redistribution requires the permission of the copyright holder. For more information, please contact [scholarsmine@mst.edu](mailto:scholarsmine@mst.edu).

# Electrostatic Active Radiation Shielding – Revisited<sup>1, 2</sup>

Ram K. Tripathi  
NASA Langley Research Center  
Hampton VA 23681  
757-864-1467  
[ram.k.tripathi@larc.nasa.gov](mailto:ram.k.tripathi@larc.nasa.gov)

John W. Wilson  
NASA Langley research Center  
Hampton VA 23681  
757-8641467  
[John.w.wilson.nasa.gov](mailto:John.w.wilson.nasa.gov)

Robert C. Youngquist  
NASA, The John F. Kennedy Space Center  
FL 32899  
321-867-1829  
[Robert.C.Youngquist@nasa.gov](mailto:Robert.C.Youngquist@nasa.gov)

*Abstract*—For the success of NASA’s new vision for space exploration to Moon, Mars and beyond, exposures from the hazards of severe space radiation in deep space long duration missions is ‘a must solve’ problem. The payload penalty demands a very stringent requirement on the design of the spacecrafts for human deep space missions. Langley has developed state-of-the-art radiation protection and shielding technology for space missions. The exploration beyond low Earth orbit (LEO) to enable routine access to space will require protection from the hazards of the accumulated exposures of space radiation, Galactic Cosmic Rays (GCR) and Solar Particle Events (SPE), and minimizing the production of secondary radiation is a great advantage. There is a need to look to new horizons for newer technologies. The present investigation revisits electrostatic active radiation shielding and explores the feasibility of using the electrostatic shielding in concert with the innovative materials shielding and protection technologies. The full space radiation environment has been used for the investigation. The goal is to repel enough positive charge ions so that they miss the spacecraft without attracting thermal electrons. Conclusions are drawn, should the electrostatic shielding be successful, for the future directions of space radiation protection.

## TABLE OF CONTENTS

1. INTRODUCTION.....	1
2. SHIELD OPTIMIZATION.....	2
3. ELECTROSTATIC SHIELDING.....	5
4. DOSE EXPOSURE COMPARISON.....	7
5. CONCLUSION.....	8
REFERENCES.....	8
BIOGRAPHY.....	8

## 1. INTRODUCTION

On January 14, 2004, President George Bush set up a new vision for NASA. He articulated agency’s vision for space exploration in the 21st Century, encompassing broad range of human and robotic missions including missions to Moon, Mars and beyond. As a result, there is a focus on long duration space missions. NASA is committed to the safety of the missions and the crew. There is an overwhelming emphasis on the reliability issues for space missions and the

habitat. The cost effective design of the spacecraft demands a very stringent requirement on the optimization process. Exposure from the hazards of severe space radiation in deep space long duration missions is ‘the show stopper.’ Thus, protection from the hazards of severe space radiation is of paramount importance to the new vision. It is envisioned to have long duration human presence on Moon for deep space exploration. As NASA is looking forward to exploration in deep space, there is a need to go beyond current technology to the technology of the future. Faced with a limited budget and an expanding space exploration program, the old way of doing business is inadequate, and NASA requires revolutionary technologies to make advances.

An enabling technology for the exploration, the development, and the commercialization of space is a cost-effective means of reducing the health risks from exposures to galactic cosmic rays (GCR) and a possible solar particle event (SPE). This has been a well-recognized challenge and a critical enabling technology for exploration in which astronaut health effects are of principal concern. Even more so with the development of space infrastructure and the eventual commercialization of space as new materials and other space products are identified and as larger numbers of civilians become involved in space based careers. At the present stage of space exploration, the astronaut corps is a select group of individuals who normally enter into service near mid-life and have a very limited career duration that allows unusually high annual exposures during their short career. Even then the mitigation of health risks is a great challenge. As we begin to build infrastructure for commercialization, the involvement of more ordinary career workers who will live and work in space will require a reassessment of allowable exposure limits and undoubtedly a substantial reduction in allowable annual exposure. Even more challenging is the “personal family explorer” who may choose to have a family vacation in space. The use of shielding to control exposure and the role of pharmacology in risk mitigation are critical issues in space development.

In the present paper, we will first review the underlying quantities to be considered and their implementation into the design process. We will then discuss the electrostatic radiation shielding and address the feasibility issue for detailed space radiation environment exposure, make

<sup>1</sup>0-7803-9546-8/ 06/ \$20.00 © 2006 IEEE.

<sup>2</sup> IEEEAC paper # 1398, Version 1, Updated Nov. 12, 2005.

comparison with the state-of-the-art material shielding, and draw conclusions about viable scenarios. Clearly, future developments will require a more complex mission scenario and optimization across a more complex array of habitats and vehicles and addressing technological issues for future space missions to Moon, Mars and beyond.

## 2. SHIELD OPTIMIZATION

Shield mass can be a high cost factor in system designs for the long-term operations required and optimization methods in the design process will be critical to cost-effective progress in space development [1]. Limiting the time of transfer to duty station or the mission time within the solar cycle as well as the choice of materials used in construction can reduce the shield mass required on specific missions [4]. Unfortunately, adequate optimization procedures have not been available to minimize the mass and the associated costs for a given mission scenario.

Much of the protection within a space structure is provided by the structural elements, onboard materials, and equipment required for other purposes and the means of making the best choice of materials among various options is critical to the protective qualities of the overall design. Multifunctionality of materials (for example, structural elements which have good shielding properties) will be common in the optimization process. Furthermore, the design decisions cannot be made in a vacuum and multidisciplinary design methods need to be developed. The need for multifunctional/multidisciplinary design techniques was identified as critical to the cost-effective development of space several years ago and expanded on recently.

In the past an amount of exposure was assigned to each mission segment and developed as a subjective strategy with relative improvements of costs through material trades dependent on off-optimum design solutions. On the other hand the necessary optimization methods for minimum mass determinations have been developed [1,2] in performing trade studies to enable objective trade reduction costs by meeting exposure constraints over the entire mission architecture for each trade. In addition to optimized design trades, we have also considered the implementation of the principle of as low as reasonably achievable (ALARA) required by federal regulation and normally ignored in mission design studies. The ALARA principle is met by added protection of the crew quarters where members spend a significant fraction of each day sleeping. The main crew quarter design is also used as the shelter from potential solar particle events during the mission. In this respect, an adequate strategy for exposure limitation during extra vehicular activity (EVA) is available and the design is mainly the habitable volume and crew quarter/SPE shelter.

### *Exposure and Other Constraints*

The present exposure constraints used in the space program are recommended for low Earth orbit (LEO) operations by the National Council on Radiation Protection (NCRP 2001) and approved by the NASA Administrator and the Occupational Safety and Health Administration (OSHA.) There are no limits for deep space operations due to the unusual composition of the GCR and the resultant uncertainties in associated health risks [2].

The NCRP did recommend that the limits for low earth orbit (LEO) operations could be used as a guide in deep space operational studies [3]. Work is in progress to investigate exposure constraints for deep space missions and will be reported else where. New exposure recommendations are now approved by the NCRP [3] and the new LEO limits are given the three critical organs of skin, ocular lens, and blood forming organ (BFO) in tables 1 and 2 and are used recognizing the associated uncertainties. We use dose equivalent for the Gy-Eq since insufficient data will not allow Gy-Eq evaluation at this time.

The optimized mission is taken [1, 2] as the minimum mass to meet mission requirements and not exceed the exposure constraints in tables 1 and 2. The present design considerations are for the main habitable areas. The volume limited crew quarters where a large fraction of personal time is spent will have added protection to further reduce exposures (ALARA) and is also designed to provide the shelter from a solar particle event.

**Table 1.** Recommended organ dose equivalent limits for all ages

	BFO, Sv	Eye, Sv	Skin, Sv
Career	See Table 2	4.0	6.0
Annual	0.50	2.0	3.0
30 Days	0.25	1.0	1.5

**Table 2.** Career whole body-dose equivalent limit (Sv) for lifetime excess risk of fatal cancer of three percent as a function of age at exposure.

Age	25	35	45	55
Male	0.7	1.0	1.5	2.9
Female	0.4	0.6	0.9	1.6

Aside from the radiation health risks, the psychological well being and its impact on crew performance also affects the shield design [1, 2]. Crew performance level is related in part to the length of the mission and the volume of the work/living areas of the spacecraft. The design performance levels of Optimal, Performance Limit, and Tolerable are used as a function of duration of the stay. Rather small volumes are useful over short time periods but long missions require sufficient space for a crew to perform at reasonable levels. We use the optimal design for the habitable volume and the Tolerable design for the crew quarters which also serves as the SPE shelter

The basic requirement on astronaut exposure limitations established by the National Council on Radiation Protection is that radiation induced excess fatal cancer risks from career exposures are to be limited to less than 3 percent and early radiation syndrome (nausea, vomiting...) is to be avoided [3, 10, 11]. Qualitatively, this is similar to the requirements for terrestrial radiation workers. The radiation environment in low Earth orbit (LEO) is of such a character that career radiation exposure limits have been given by the NCRP in terms of a local tissue related quantity known as dose equivalent (Seivert, NCRP 2001 [11]) given by

$$H = \int Q(L) D_L dL \quad (1)$$

where  $Q(L)$  is the quality factor (ICRP 1991) [12] relating to the difference in induced risk of differing particle types delivering the same dose and  $D_L$  is the dose (Gray) from components with linear energy transfer between  $L$  and  $L + dL$ . Accepted values for  $Q(L)$  for GCR spectrum are used here. Note that equation (1) breaks the convention of the ICRP (1991) [12] who have recommended radiation field weighting factors for estimation of fatal cancer risks, which does not depend on the local tissue field. The argument given by the ICRP is that the uncertainty introduced through such a nonlocal approximation is indicative of the uncertainty in risk estimation methods in distinction to equation (1) that gives the appearance of a quantified risk. The approach by the NCRP in recommending equation (1) allows a quantitative treatment of uncertainty as noted in reference [2] and enables the development of reliability based methods [13].

The relative biological effectiveness (RBE) associated with early radiation syndrome have been recently defined by the NCRP (2001) [21] to relate to a new quantity Gy-Eq in terms of field quantities (nonlocal quantity) as

$$\text{Gy-Eq} = \sum_i \text{RBE}_i D_i \quad (2)$$

where  $\text{RBE}_i$  is the relative biological effectiveness of the  $i$ th field component resulting in dose  $D_i$  to the specific tissue. Limitations on dose equivalent and Gray equivalent have been given by the NCRP for LEO operations as given in tables 1 and 2.

### *Space Environment and Shielding Materials*

In order to quantify radiation exposure in space, it is required that the external ambient ionizing radiation environment be specified in terms of individual constituents and their respective energy fluxes. A great quantity of observational space environmental data from instrumented space platforms has been amassed in recent decades and used in developing computer models serving to define, as well as possible, the composition and temporal behavior of the space environment [4]. From the standpoint of radiation protection for humans in interplanetary space, the heavy ions (atomic nuclei with all electrons removed) of the galactic cosmic rays (GCR) and the sporadic production of energetic protons from large solar particle events (SPE) must be dealt with. The GCR environmental model used herein is based on a current version in which ion spectra are modulated between solar maxima and minima according to terrestrial neutron monitor data assuming the radial dependent diffusion model of Badhwar et al. [5], as described in reference [6]. The modeled spectra for Solar minimum in 1977 and Solar Maximum in 1990 as given by Badhwar are shown in figure 1.

The environment near a large celestial body is modified by interaction with local materials producing an induced environment and shielding within the subtended angle of such a large body. The surface exposure on a lunar plain is shielded below the horizon but experiences an induced environment (mainly but not exclusively neutrons) produced in the local surface. The lunar surface GCR environment is shown in figure 1 at the 1977 Solar Minimum and the 1990 Solar Maximum. In addition to the GCR ions streaming from overhead, large numbers of neutrons are produced in the lunar surface materials and diffuse from below the surface as shown in the figure. Similar results are obtained [1] on the surface of Mars. The main difference is the presence of the Martian atmosphere that attenuates the incident ions and produces additional GCR fragments and more energetic neutrons in the atmosphere overhead.

In addition to the galactic cosmic rays able to penetrate the geomagnetic field to LEO, there are occasional solar particle events able to penetrate the geomagnetic field. The solar particle source is mainly composed of protons of similar quality as the trapped protons and the limitations in tables 1 and 2 are applicable. The implications of the galactic cosmic ray exposures on LEO operations have not been fully evaluated with respect to exposure limitations.

Large SPE have only been observed to occur during times of increased solar activity conditions, and very large energetic events of grave importance to human protection occur only infrequently (avg. 1 or 2 per cycle) and only outside of two years of solar minimum. Among the large events, the largest observed ground level event of the last 60 years of observation is that of February 23, 1956 which

produced a 3600 percent increase in neutron monitor levels on the terrestrial surface. The next largest event observed is the September 29, 1989 event with ground level increases of 400 percent or an order of magnitude smaller than that of Feb. 1956 event. Numerous other ground level events of smaller magnitude have occurred but are a factor of four and more lower in magnitude than the Sept. 1989 event. It is known that large SPEs are potentially mission threatening, and astronauts in deep space must have access to adequate shelter from such an occurrence. The SPE particle energy spectrum, usually, is used derived from the event which took place on September 29, 1989. To provide a baseline worst-case scenario we assume an event of the order of four times larger than the September 29, 1989 event as an event comparable to the August 4, 1972 event from the point of view of space exposure. The September 1989 SPE spectrum is shown in figure 2. If we meet 30-day dose rate constraints on an event four times larger than the September 1989 event then it is unlikely that an added factor of two or so larger events (like that of Feb. 23, 1956) would have serious medical consequences. Data for recent large SPEs have not been fully processed yet.

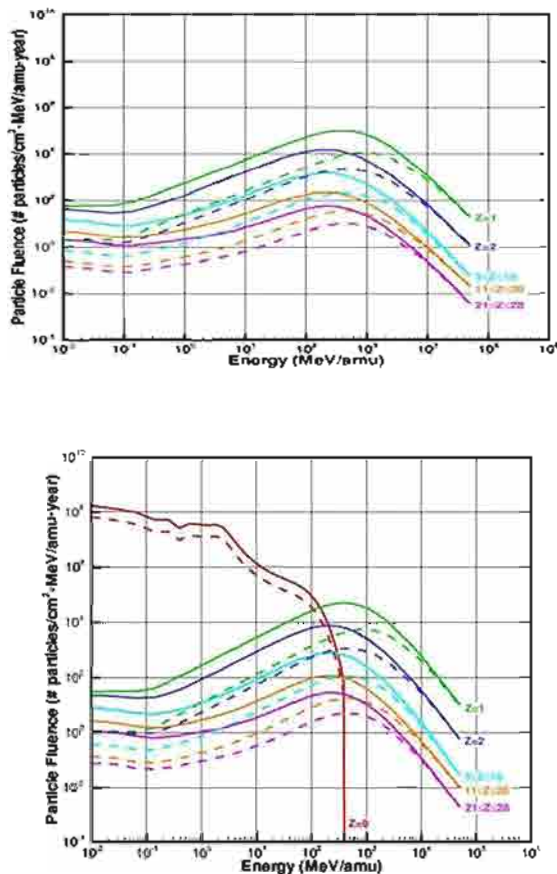


Figure 1 - Galactic cosmic ray spectra at the 1997 Solar Minimum (full lines) and 1990 Solar Maximum (dashed lines) according to Badhwar et al. top figure free space, bottom figure on lunar surface.

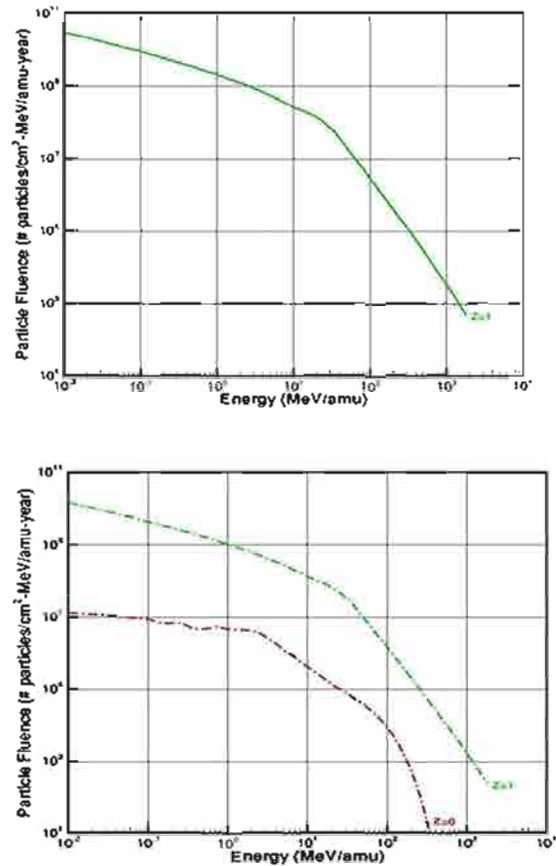


Figure 2 - Solar particle event September 1989, top figure free space and bottom figure Lunar surface

The SPE are likewise altered by the presence of a large body similar to the GCR. The corresponding lunar surface environment is shown in figure 2. The role of the neutrons on the lunar surface is less effective in causing exposure relative to the protons streaming from overhead. Note that is in contrast to the more energetic GCR wherein large numbers of neutrons are produced in the lunar surface materials (see figure 1). Neutrons play a relatively more important role on the Martian surface where added neutrons are produced in the overhead atmosphere and the SPE protons are greatly attenuated [1].

The effectiveness of a given shield material is characterized by the transport of energetic particles within the shield, which is in turn defined by the interactions of the local environmental particles (and in most cases, their secondaries) with the constituent atoms and nuclei of the shield material. State-of-the-art relativistic heavy ion collisions [1,2] have been used in this analysis and detailed relativistic effects have been taken into account in developing these methodologies both in kinematics and dynamics (physics) of collision and fragmentation processes. Detailed discussion on relativistic heavy ion collisions and the formalism is given in [1, 2] and references there in. These interactions vary greatly with



different material types. For space radiation shields, materials with high hydrogen content generally have greater shielding effectiveness, but often do not possess qualities that lend themselves to the required structural integrity of the space vehicle or habitat. Organic polymers are the exception. The design of properly-shielded spacecraft and habitats for long-duration human presence in interplanetary space will thus require an approach tending toward optimization of a compromise between protective shielding and various other functional aspects of the onboard materials. Candidate multifunctional materials for such an optimization approach are chosen to represent various contributing elements in a vehicle shield design. Liquid hydrogen and methane are possible fuels that in large quantities may contribute substantially to overall protection.

Aluminum has long been a spacecraft material of choice although various forms of polymeric materials show enhanced protection properties such as polyethylene. The polysulfone and polyetherimide are high performance structural polymers. Lithium hydride is a popular shield material for nuclear power reactors, but is generally not useful for other functions. The graphite nanofiber materials heavily impregnated with hydrogen may well represent a viable multifunctional component in future space structures and its inclusion here should presently be considered as not yet state-of-the-art.

### 3. ELECTROSTATIC SHIELDING

For the last four decades investigations [8, 9] of the feasibility of using active methods, such as electromagnetic fields or plasmas, to shield spacecraft from hazardous space radiation, have been undertaken with the intention of reducing the weight penalties associated with the use of bulk material shielding for manned spacecraft. Most of these investigations have focused on high energy protons and electrons, that is more akin to SPE and not much consideration was given to shielding against the high-energy, heavy-ions (HZE particles) present in the galactic cosmic ray (GCR) spectrum which are more biologically damaging. Amongst the four categories of active shielding; electrostatic fields, plasmas, confined magnetic fields and unconfined magnetic fields; it has been argued that unconfined magnetic fields concept is the most promising. The analysis suggested that electrostatic shields are unsuitable for GCR shielding since the required electrostatic potentials exceed the state of the art by over an order of magnitude. In addition, electrical breakdown considerations limit the minimum physical size of the shield configuration to dimensions on the order of hundreds of meters. Present feasibility investigation revisits the issue and considers GCR space spectrum and takes into account all biological dose exposures. Material shielding is used for GCR spectrum; and the mass is mission specific.

### Shield Configuration and Transmission Function for Ions

The electrostatic shield configuration considered here is shown in figure 3. It is composed of a set of 12 spheres (the center sphere represents a protected region within which is the spacecraft itself). The outer spheres are 20 meters in radius, located 160 meters along each axis, and at a potential of -300 MV. The inner spheres are 10 meters in radius, located 50 meters along each axis and are at a potential of +300 MV. It is premature to make estimates of the configuration mass. Technological issues need to be resolved first. Mass of the configuration would depend on the materials used in fabricating the configuration and the inflatable balloons. A rough estimate suggests that it is in the order of lower tens of tons ~ 20 – 40 ton.

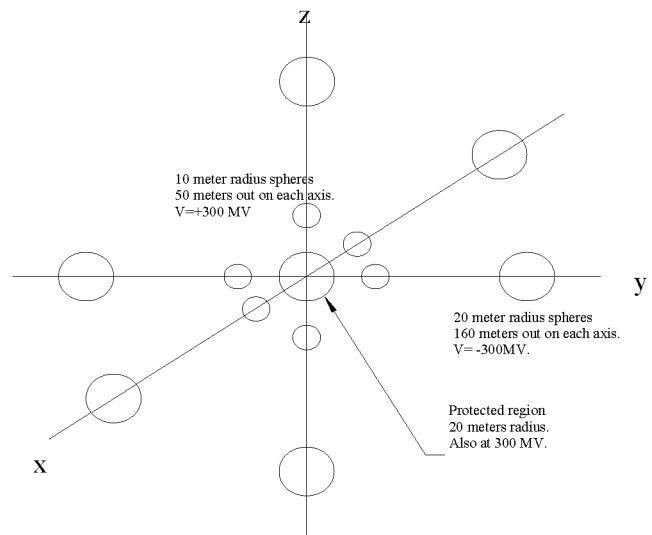


Figure 3 - Electrostatic shielding configuration

Transmission of the shield for several ions (including proton and helium) was calculated for the configuration of figure 3. The simulation uses Coulomb's law and Newton's equations in a straightforward numerical integration with selectable finite time steps. It includes the relativistic corrections but it does not include electromagnetic radiation from the accelerating particles. User selections include mass, charge and kinetic energy of the particles. Other user selections allow the initial flux of the particles to be more or less focused upon the spacecraft so that computational time is not wasted on particles going the wrong way, while at the same time including particles that might hit the spacecraft only because the electrostatic fields steered them into it. Simulation studies for the transmission coefficient for the figure 3 configuration are shown for protons and alpha particle in figure 4. The lower line is for protons and the upper one is for alpha particle. It is seen that the increased nucleon to charge ratio reduces the effectiveness of the shield. Note also that particles that hit the protected area will be lowered in energy. For example, an ion with 6.0 GeV initial kinetic energy that strikes the shield will have its energy reduced to 5.7 GeV when it strikes.

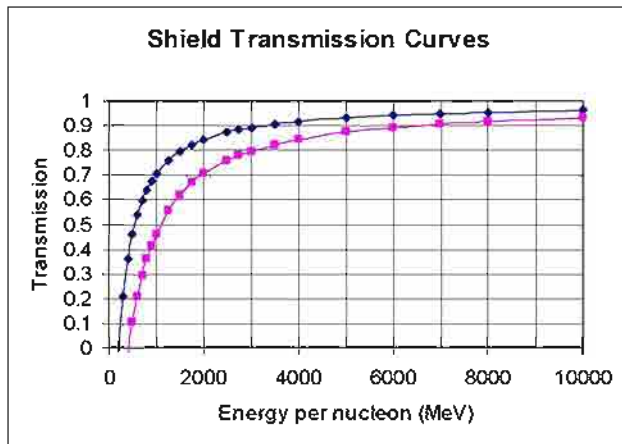


Figure 4 - Transmission coefficient for the electrostatic shielding configuration. The lower (pink) line is for protons and the upper (blue) line is for alpha particle.

#### Shielded Radiation Environment

Solar minimum environment of 1977, usually taken for design assessments, was considered for this study and consists of spectrum from proton (charge number,  $Z=1$ ) to Ni ( $Z=28$ ). A large number of isotopes of 170 have been included here in this investigation. Most of earlier work on active shielding were limited and considered solar particle

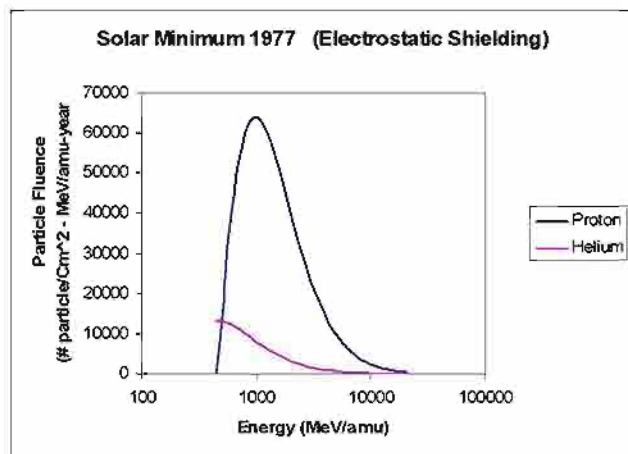


Figure 5 - Fluence for proton ( $z=1$ ), alpha particle ( $z=2$ ) and lithium ( $z=3$ ) and beryllium ( $z=4$ ). The spectrum for lithium and beryllium are relatively small and do not show in the figure.

events (SPE) spectrum thus included only proton ( $z=1$ ) and alpha particle ( $z=2$ ). In contrast, here the full spectrum of radiation ions has been considered and is the first study in this regard to definitively answer the feasibility of electrostatic shielding for space radiation protection.

Electrostatic shielding dramatically modifies the space radiation environment in two ways: (1) radiation ions of

lower energies, depending upon the configuration, are completely blocked and do not reach the protected central area, but most of the ions missing the protected area are deflected, (2) the energy of all the ions hitting the protected area is reduced by an amount depending upon the charge and mass of the radiation ion and the potential used in the shielding configuration.

The modified spectrum of all the ions proton ( $z=1$ ) through Nickel ( $z=28$ ) are shown in figures [5-11]. Each figure has four ions. Fig. [5] shows spectrum for  $z=1$  through 4. Protons ( $z=1$ ) are most abundant followed by alpha particle ( $z=2$ ). The fluence for  $z=3$  and 4 are relatively smaller and do not show up in the figure. The fluence for charges 5 through 8 is shown in fig. [6] and for charges 9 through 12 are shown in Fig. [7]. Spectrum for charges 13 through 16 are displayed in Fig. [8], and Fig. [9] shows spectrum for charges 17 through 20. Figures 10 and 11 show fluence for charges 21 through 24 and 25 through 28 respectively. Notice there is big reduction in the ions hitting the protected area.

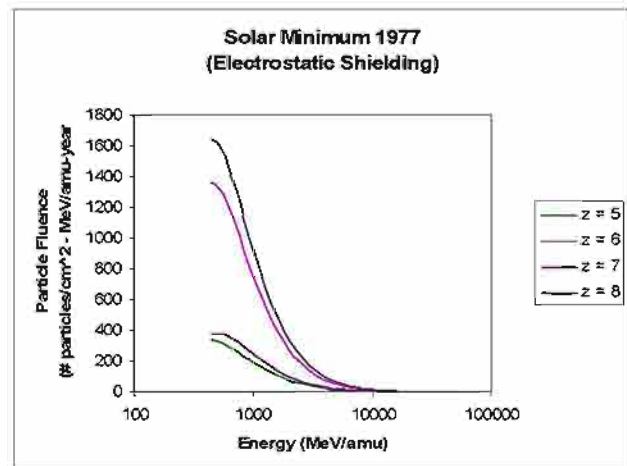


Figure 6 - Spectrum of charges ( $z$ ) 5 through 8

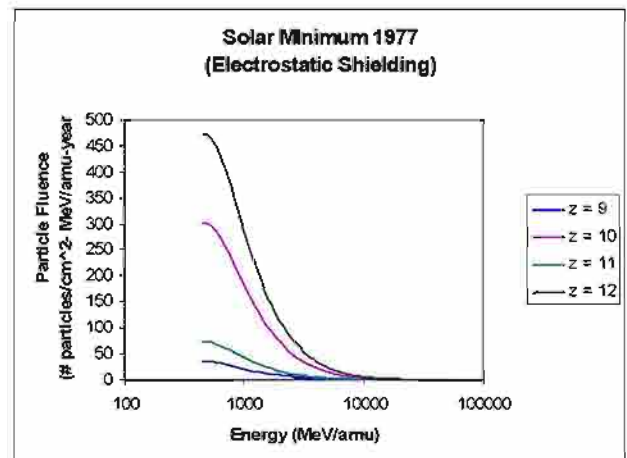


Figure 7 - Spectrum of charges ( $z$ ) 9 through 12

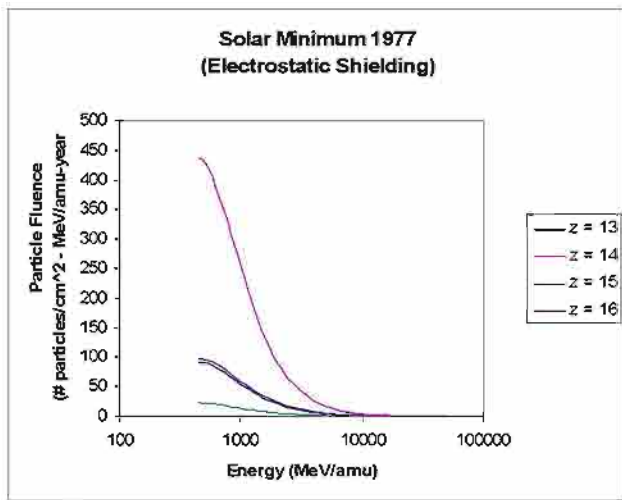


Figure 8 – Spectrum of charges (z) 13 through 16

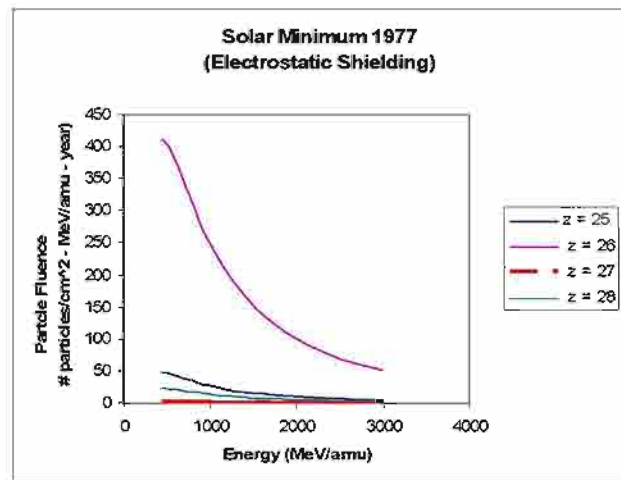


Figure 11 – Spectrum of charges (z) 26 through 28

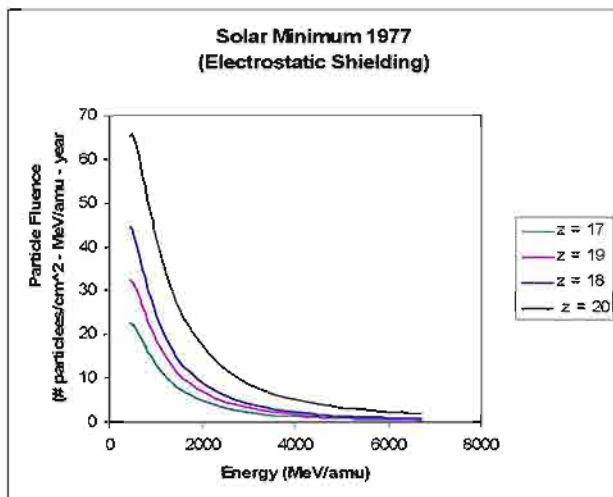


Figure 9 – Spectrum of charges (z) 17 through 20

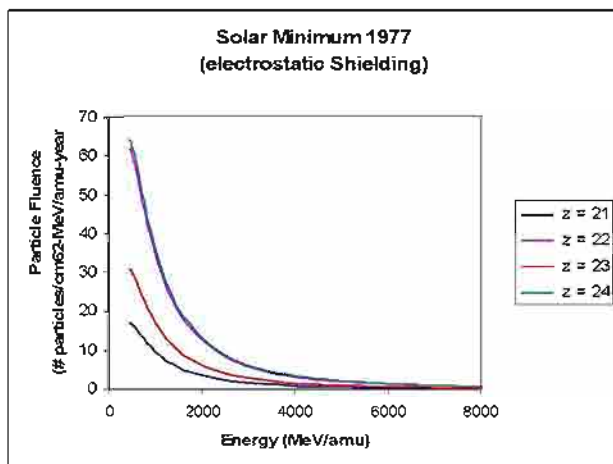


Figure 10 – Spectrum of charges (z) 21 through 24

#### 4. DOSE EXPOSURE AND COMPARISON

The results of detailed transport calculations for these transmission coefficients are shown in figure 12. The dose exposures are for solar minimum environment of 1977 and consists of spectrum from proton (charge number,  $Z = 1$ ) to Ni ( $Z = 28$ ) and takes into account 170 isotopes.

The blue (top) refers to the exposure for the full unmodified spectrum (electrostatic shielding turned off) and the pink (lower) curve refers to the spectrum with electrostatic shielding turned on that uses the transmission coefficients of Eq. (3). The percent reduction in dose exposure is about 70 percent at lower and about 84 percent at higher depths.

Detailed analysis was used to make estimates of the radiation exposure using full solar minimum spectrum consisting of all ions from proton to nickel ( $Z = 28$ ) and includes 170 isotopes as discussed above. The blue (top) curve in figure 12 refers to the exposures from the unprotected (unmodified spectrum). The yellow (middle) curve refers to the exposure behind a polyethylene shielding and the pink curve (lowest) curve refers to the exposure with the modified spectrum with electrostatic shielding. As can be seen from the figure, the diversion of the ions from the spacecraft has an advantage. However, a spacecraft is made of materials: as a result, the selection of radiation protection shielding materials would always remain a vital part of radiation protection strategy. Besides, multiple functional optimizations would always play an important role for the spacecraft architecture and shielding.



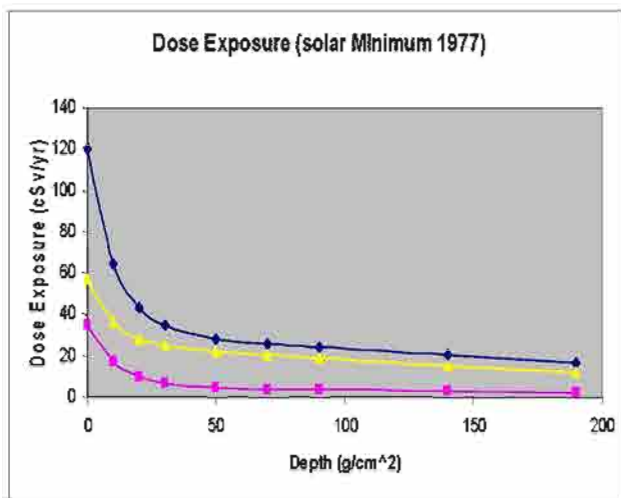


Figure 12 – Dose exposure for electrostatic shielding and material shielding. The upper (blue) line is without any shielding, middle (yellow) line is with material shielding and lower (pink) line is with electrostatic shielding.

## 5. CONCLUSION

Detailed analysis has been presented for a new configuration of electrostatic active shielding and comparison has been made with the state-of-the-art material (shielding). It has been argued that material shielding and multifunctional optimization will always be an important ingredient of radiation protection and shielding. Analysis suggests that electrostatic shielding is feasible with asymmetric configurations, as discussed here, and has an advantage due to 'blocked' space radiation spectrum. However, technological feasibility of achieving the discussed configuration (or some other modified configuration) needs to be investigated. In the best case scenario, (should technologically active shielding be possible), a combination of the active and passive (material) shielding would be the best hope for radiation protection and shielding for the future direction.

## REFERENCES

- [1] R.K. Tripathi, J.W. Wilson, F.A. Cucinotta, J.E. Nealy, M.S Clowdsley, M.Y. Kim, Deep space mission shielding optimization, SAE 2001-01-2326 (2001).
- [2] R.K. Tripathi, L.C. Simonsen, J.E. Nealy, P.A. Troutman, J.W. Wilson, Shield optimization in simple geometry for the Gateway concept, SAE 2002-01-2332 (2002).
- [3] NCRP, *Guidance on Space Exposures in Space*, National Council on Radiation Protection, Bethesda, NCRP Report No. 98 (1989).

- [4] Badhwar, G.D. and O'Neill, P.M., Improved model of galactic cosmic radiation for space exploration mission, *Nucl. Tracks & Radiat.*, 20, 403-410, 1992
- [5] Badhwar G.D., et. al, Intercomparison of radiation measurements on STS-63, *Radiat. Meas.* 26; 147-158; 1997
- [6] Wilson, J.W., Kim M-H, Shinn, J.L., Tai, H., Cucinotta, F.A., Badhwar, G.D., Badavi, F.F., Atwell, W.: *Solar Cycle Variation and Application and Applications to the Space Radiation Environment*, NASA/TP-1999-209369
- [7] Clowdsley, M. S. et al., *Can. J. Phys.* 78: 45-56; 2000.
- [8] Sussingham, J.C., Watkins, S. A., Cocks, F. H., Forty years of development of active systems for radiation protection of spacecrafts., *J. Astronautical Sci* 1999;47; 165-175
- [9] Townsend, L.W.. Overview of active methods for shielding spacecraft from energetic space radiation, *International Workshop on Space Radiation Research and "Annual NASA Space Radiation Health Investigators' Workshop Arona (Italy), May 27-31, 2000*
- [10] NCRP. *Uncertainties in Fatal Cancer Risk Estimates Used in Radiation Protection*, NCRP Report No. 126 (1997).
- [11] NCRP. *Radiation Protection Guidance for Activities in Low-Earth Orbit*, National Council on Radiation Protection, Bethesda, NCRP Report No. 132, (2001).
- [12] ICRP. *The 1990 Recommendations of the International Commission for Radiological Protection*, ICRP Report 60, Pergamon Press, Oxford, UK, (1991).
- [13] Tripathi, R.K. and Wilson, J.W., Enabling technology for safe human space missions, *AIAA, Space 2004*, paper 21652.

## BIOGRAPHY

Ram Tripathi is a Senior Research Scientist at NASA Langley Research Centre and works on radiation



protection and shielding He received his Ph. D. in physics from the University of Kansas and has held professorships, technical leaderships and management positions in physics in various countries including USA, Western Europe (Germany, Great Britain and Belgium) and India. He has proposed established and developed several new theories such as the

*existence of Bose condensation of nuclei, unusual states of matter, density dependence of nuclear forces, supernova bounce, in various areas in physics - nuclear physics, radiation physics, atomic and molecular physics, and condensed matter physics. He has wide and extensive experience of work on the development of databases, models for heavy ion interaction with materials and their integration in transport code and has developed state-of-the-art methodologies for space radiation risk assessment and protection for NASA's space missions*

**John Wilson** is a Senior Research Scientist at NASA Langley Research Centre and works on radiation protection and shielding. He



received his Ph. D. in physics from the College of William and Mary and has held adjunct professorships in Old Dominion University. He has served as science advisor to the Long Duration Exposure Facility (LDEF) and the Space Environmental Laboratory (SEL).

He served several years as a member of the Radiation Discipline Working Group, an advisory committee to the NASA Radiation Health Program. He was a faculty member of the NATO Advanced Study Institute on Biological Effects and Physics of Solar and Galactic Cosmic Radiation in 1991. He has served on a UN/WHO monograph committee on physical agents of carcinogenesis and was a member of the National Council on Radiation Protection Scientific Committee 46-15 for "Operational Safety Program for Astronauts." He also serves on a Presidential Commission under the National Economic Council panel on "Occupational Hazards Associated with Nuclear Weapons Production." His research interests include radiation physics, radiation health, and radiation effects on electronic devices. He also serves as the LaRC point of contact on the JSC-LaRC Memorandum of Understanding for LaRC support of the astronaut radiation safety program.

**Robert Youngquist** is a physicist at the KSC Applied Physics Laboratory at NASA's John F. Kennedy Space Center. He



received his Ph.D. in Applied Physics from Stanford University in 1984 and spent the next two years as a lecturer at University College London working in the field of fiber optic sensors. Since 1988 he has worked at the Kennedy Space Center where his

primary responsibility has been to develop instrumentation to help with Space Shuttle ground processing. He has worked in such diverse fields as ultraviolet fire detector calibration, magnetic levitation, millimeter wave imaging, trace gas leak detection, and infrared camera design.